

CONSULTATION OVERVIEW

Between 18 October and 15 November 2023, Shropshire Council and the Smithfield Riverside project team consulted with residents, businesses, and organisations across the county to gather feedback on our plans for Smithfield Riverside, including a new park on Roushill.



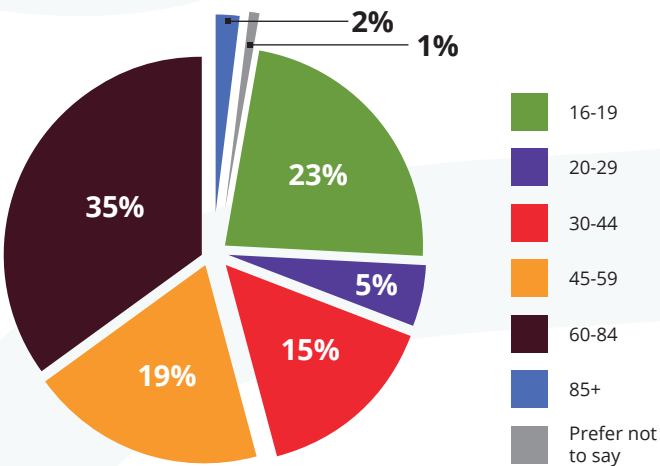
Over the course of the consultation we:

- Spoke to over **500** people from all across Shropshire
- Hosted **8** events
- Received **429** written responses
- Had more than **14,000** visitors to the Smithfield Riverside website

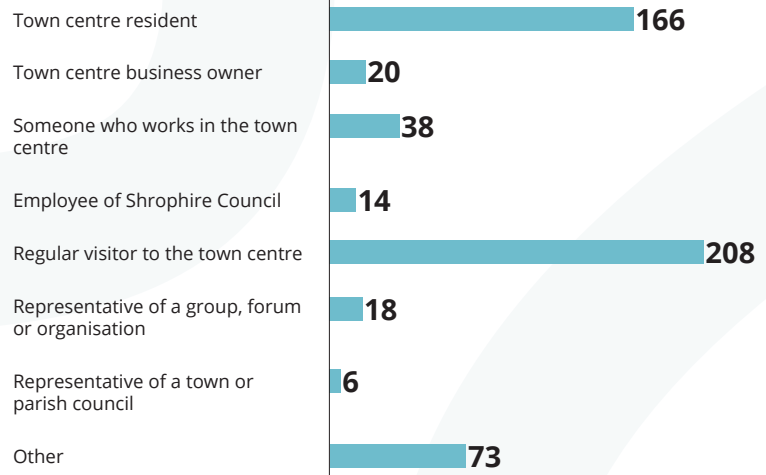
Who did we speak to?

Most people we spoke to either lived in Shrewsbury or were regular visitors to the town. We heard from people across different age groups, genders, and ethnicities to gather a sample that represents the different demographics in Shropshire.

What age group are you?*



How are you responding to this questionnaire

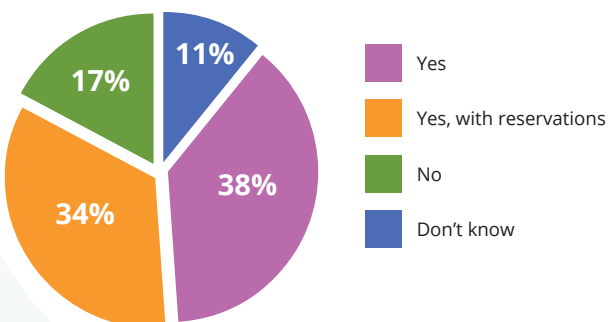


* of 387 people who answered this question

What did people think of the plans?

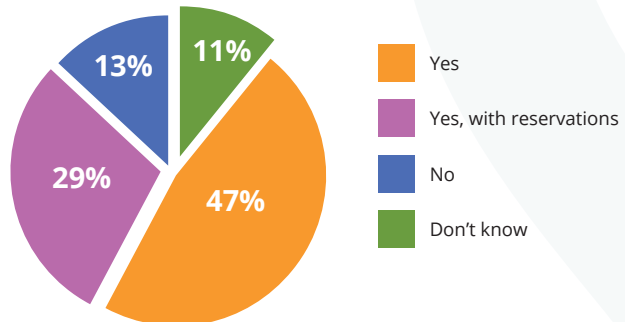
Most people we heard from were supportive of our plans, particularly for a new park on Roushill. Lots of people also had suggestions on how we could improve the scheme.

Based on what you've seen so far, do you support our vision for Smithfield Riverside?*



* of 389 people who answered this question

Based on what you've seen so far, do you support our plans for Roushill Park?***



*** of 378 people who answered this question

How have we responded to your feedback?

The feedback we received helped us to develop the plans for Roushill Park further, and ensure it meets the needs of Shropshire residents. Some specific changes we've made to the park's design, based on your feedback, are:

- + Many people had concerns about damage to the park from flooding, so we're using solid sculptural play features rather than traditional children's play equipment, with a design that will tie-in closely with the geology and archaeology of the site. This will also make the play equipment sturdier, and easier to clean up after flooding.
- + Climbing boulders have been incorporated into the park design, in response to feedback around the need to provide outdoor play and activity elements for a range of ages, including adults.
- + Additional rain gardens have been introduced to the park to enhance its role in the Sustainable Urban Drainage and Flood Management Strategy for the area. The additional rain gardens will also improve biodiversity and wildlife on the site, which was highlighted as a priority for many people.
- + In response to concerns around safety, we have carefully considered the use of lighting and CCTV to improve security.



Illustrative view – looking southeast towards the proposed Wall and Amphitheatre from the north of Roushill Park (looking away from the river).

We also received lots of helpful suggestions about other important issues in Shrewsbury, such as the Movement Strategy. These will be considered alongside other public consultations in the near future.

Shropshire Council would like to thank everyone who took part in the consultation for your feedback, which has been valuable in the evolution of our plans for Smithfield Riverside. We look forward to sharing our progress with you in early 2024.



Illustrative view – looking northeast towards the proposed Wall, Event Lawn and Amphitheatre from Roushill (looking towards the river).